

RIAanalyst.com

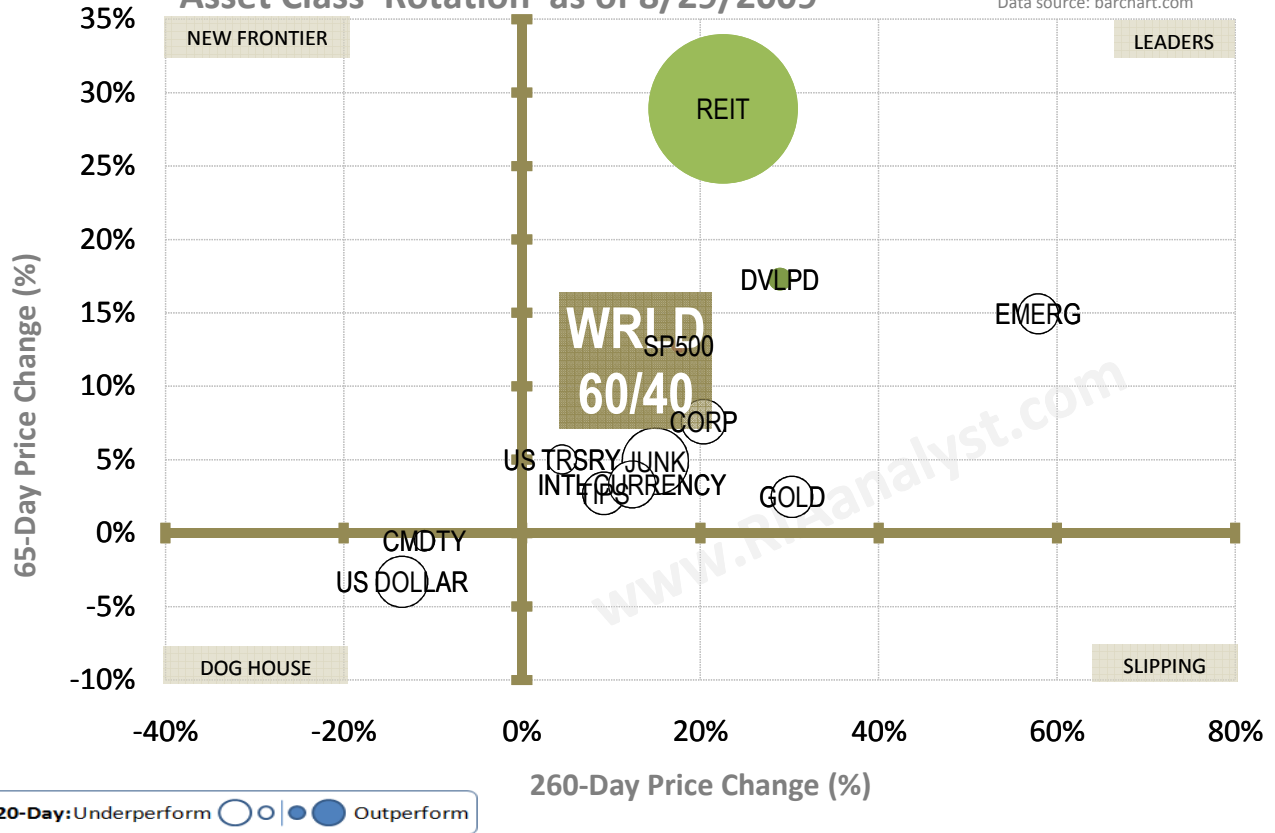
Market "Rotation"

8/29/2009

ASSET CLASSES	1
EQUITY SECTORS	2
EQUITY COUNTRIES	3
EQUITY STYLES	4
BOND TYPES	5
COMMODITIES	6

Asset Class 'Rotation' as of 8/29/2009

Data source: barchart.com

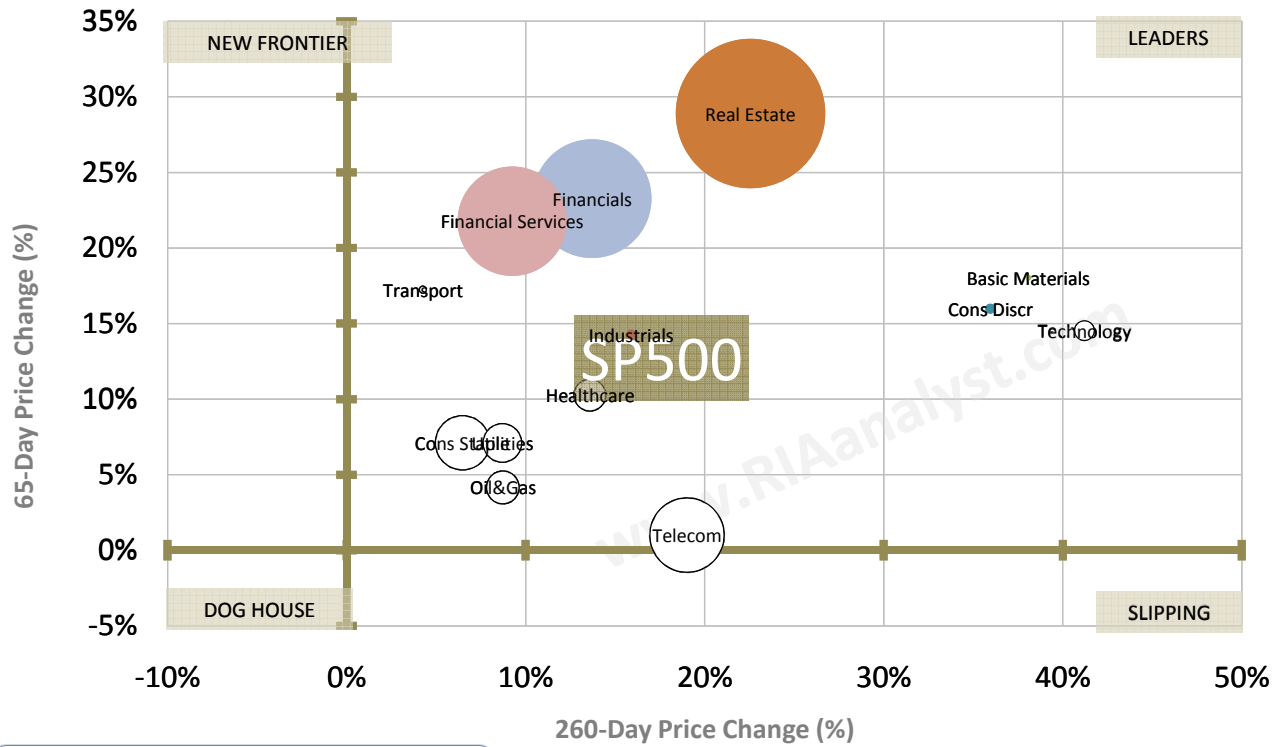


Description	ETF	20d vs.			
		260d	65d	20d	Bnchmk
REIT	IYR	23%	29%	15%	11%
DVLPD	EFA	29%	17%	5%	2%
SP500	SPY	18%	13%	5%	1%
WRLD 60/40	PCA	13%	12%	4%	0%
CMDTY	GSG	-11%	-1%	2%	-2%
US TRSRY	PLW	4%	5%	1%	-2%
EMERG	EEM	58%	15%	1%	-3%
GOLD	GLD	30%	2%	1%	-3%
TIPS	TIP	9%	3%	1%	-3%
CORP	LQD	20%	8%	0%	-3%
INTL CURRENCY	UDN	12%	3%	0%	-3%
US DOLLAR	UUP	-13%	-3%	0%	-4%
JUNK	JNK	15%	5%	-1%	-5%

Data source: barchart.com

Equity Sector 'Rotation' as of 8/29/2009

Data source: barchart.com



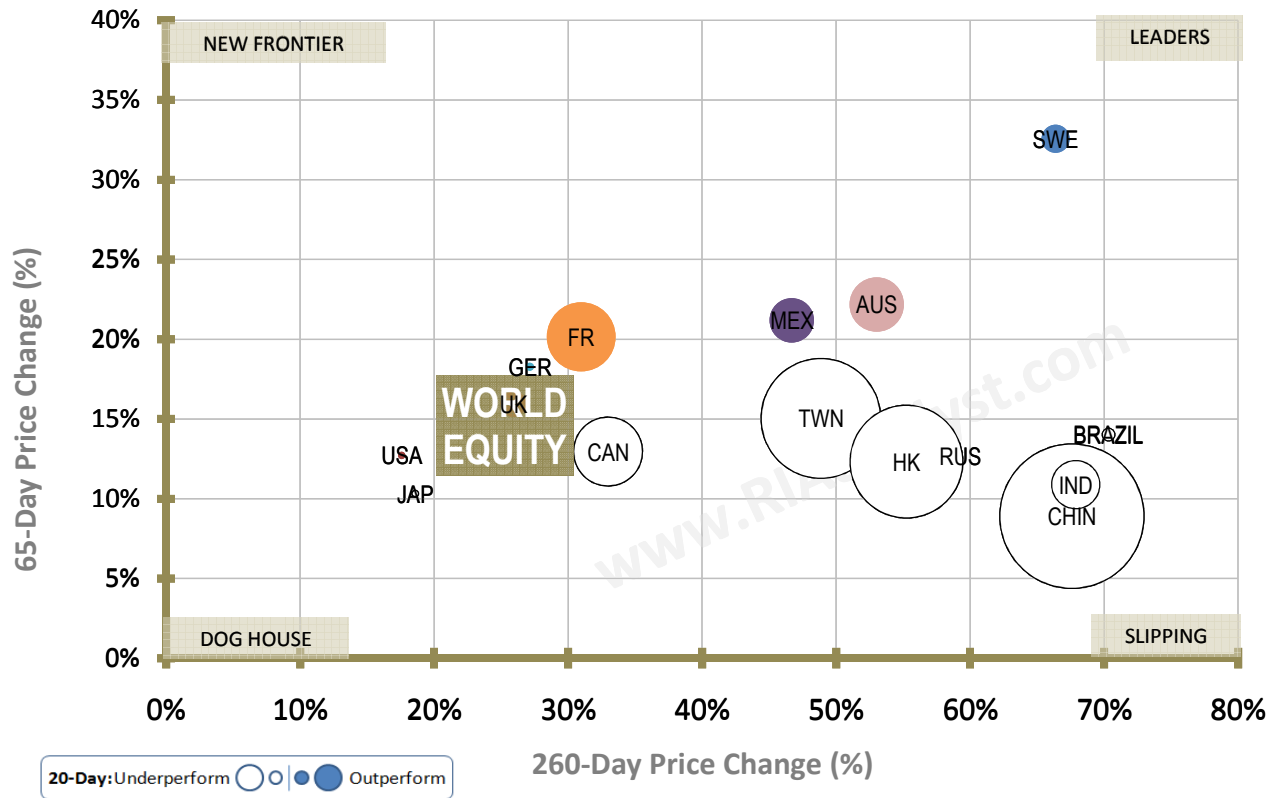
20-Day: Underperform ○ ○ ● Outperform

Description	ETF	260d	65d	20d	20d vs. Bnchmk
Real Estate	IYR	23%	29%	15%	10%
Financials	IYF	14%	23%	13%	8%
Financial Services	IYG	9%	22%	12%	7%
Industrials	IYJ	16%	14%	5%	1%
Cons Discr	XLY	36%	16%	5%	1%
Basic Materials	IYM	38%	18%	5%	0%
SP500	SPY	18%	13%	5%	0%
Transport	IYT	4%	17%	4%	0%
Technology	IYW	41%	15%	3%	-1%
Healthcare	IYH	14%	10%	3%	-2%
Oil&Gas	IYE	9%	4%	2%	-2%
Utilities	IDU	9%	7%	2%	-3%
Cons Staple	XLP	6%	7%	1%	-4%
Telecom	IYZ	19%	1%	0%	-5%

Data source: barchart.com

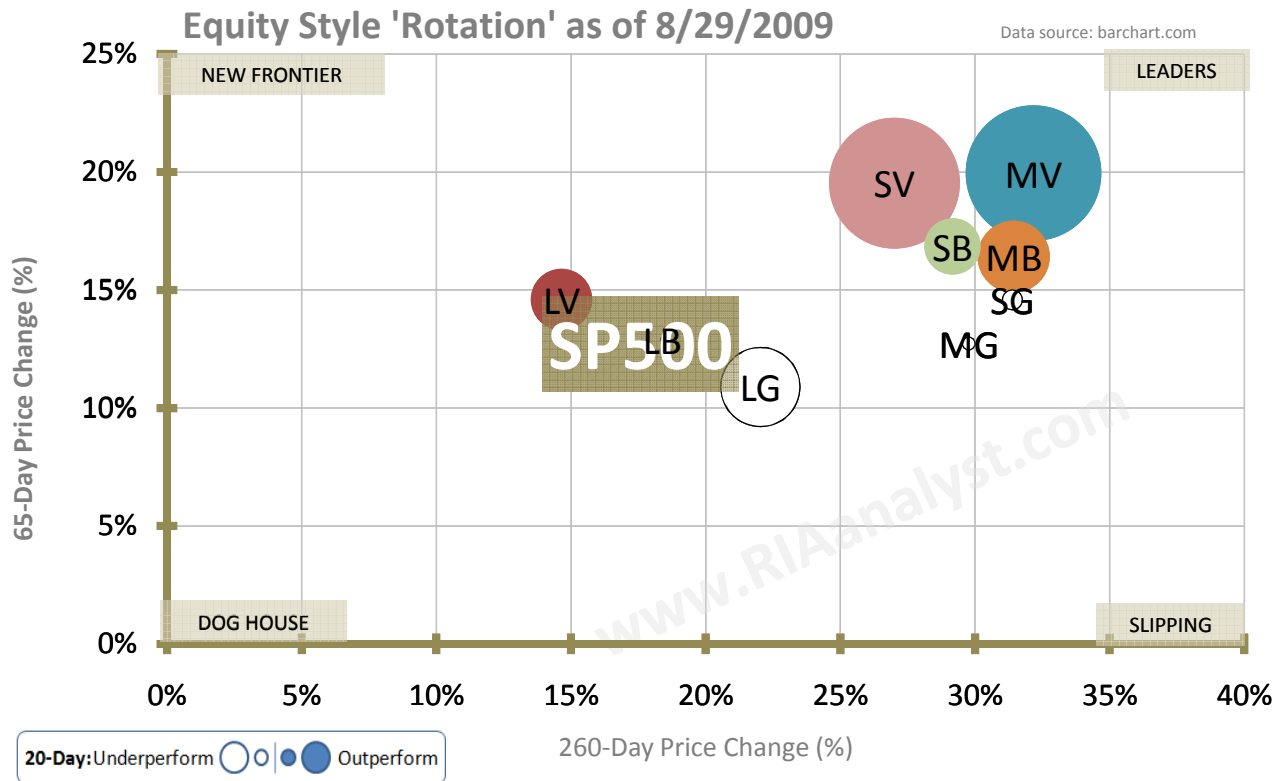
Country ETF 'Rotation' as of 8/29/2009

Data source: barchart.com



Description	ETF	260d	65d	20d	20d vs. Bnchmk
FR	EWQ	31%	20%	9%	4%
AUS	EWA	53%	22%	8%	3%
MEX	EWV	47%	21%	7%	3%
SWE	EWD	66%	33%	6%	2%
UK	EWU	26%	16%	6%	2%
GER	EWG	27%	18%	5%	1%
USA	SPY	18%	13%	5%	0%
RUS	RSX	59%	13%	5%	0%
WORLD EQUITY	ACWI	25%	15%	4%	0%
JAP	EWJ	19%	10%	4%	0%
BRAZIL	EWZ	70%	14%	3%	-1%
IND	INP	68%	11%	1%	-3%
CAN	EWC	33%	13%	0%	-4%
HK	EWH	55%	12%	-3%	-7%
TWN	EWT	49%	15%	-3%	-8%
CHIN	GXC	68%	9%	-5%	-9%

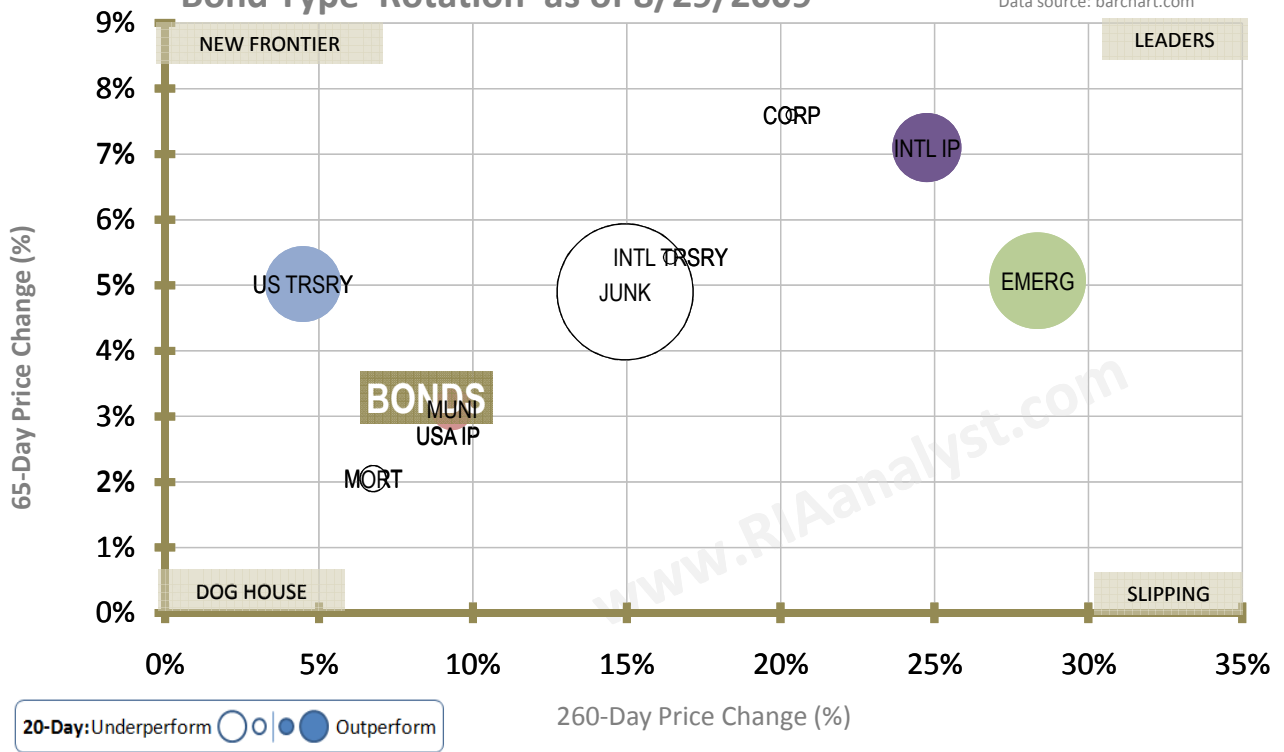
Data source: barchart.com



Data source: barchart.com

Bond Type 'Rotation' as of 8/29/2009

Data source: barchart.com

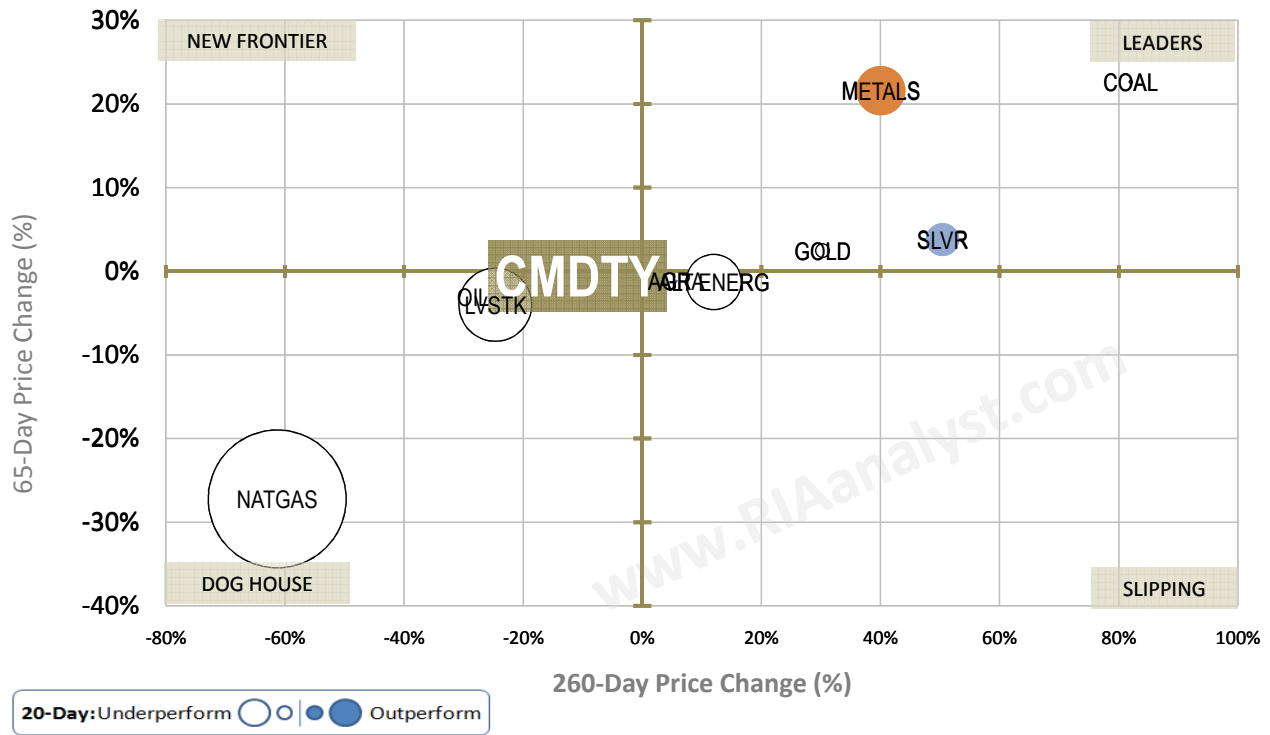


Description	ETF	260d	65d	20d	20d vs. Bnchmk
EMERG	EMB	28%	5%	2%	1%
US TRSRY	PLW	4%	5%	1%	1%
INTL IP	WIP	25%	7%	1%	1%
MUNI	TFI	9%	3%	1%	1%
USA IP	TIP	9%	3%	1%	0%
BONDS	BND	8%	3%	0%	0%
CORP	LQD	20%	8%	0%	0%
INTL TRSRY	BWX	16%	5%	0%	0%
MORT	MBB	7%	2%	0%	0%
JUNK	JNK	15%	5%	-1%	-2%

Data source: barchart.com

Commodities 'Rotation' as of 8/29/2009

Data source: barchart.com



Description	ETF	260d	65d	20d	20d vs. Bnchmk
METALS	DBB	40%	22%	8%	6%
SLVR	SLV	50%	4%	6%	4%
OIL	OIL	-28%	-3%	3%	1%
AGRA	DBA	6%	-1%	2%	0%
CMDTY	GSG	-11%	-1%	2%	0%
COAL	KOL	82%	23%	2%	0%
GOLD	GLD	30%	2%	1%	-2%
ALT ENERG	PBW	12%	-1%	-4%	-6%
LVSTK	COW	-25%	-4%	-6%	-8%
NATGAS	UNG	-61%	-27%	-14%	-16%

Data source: barchart.com