

RIAanalyst.com

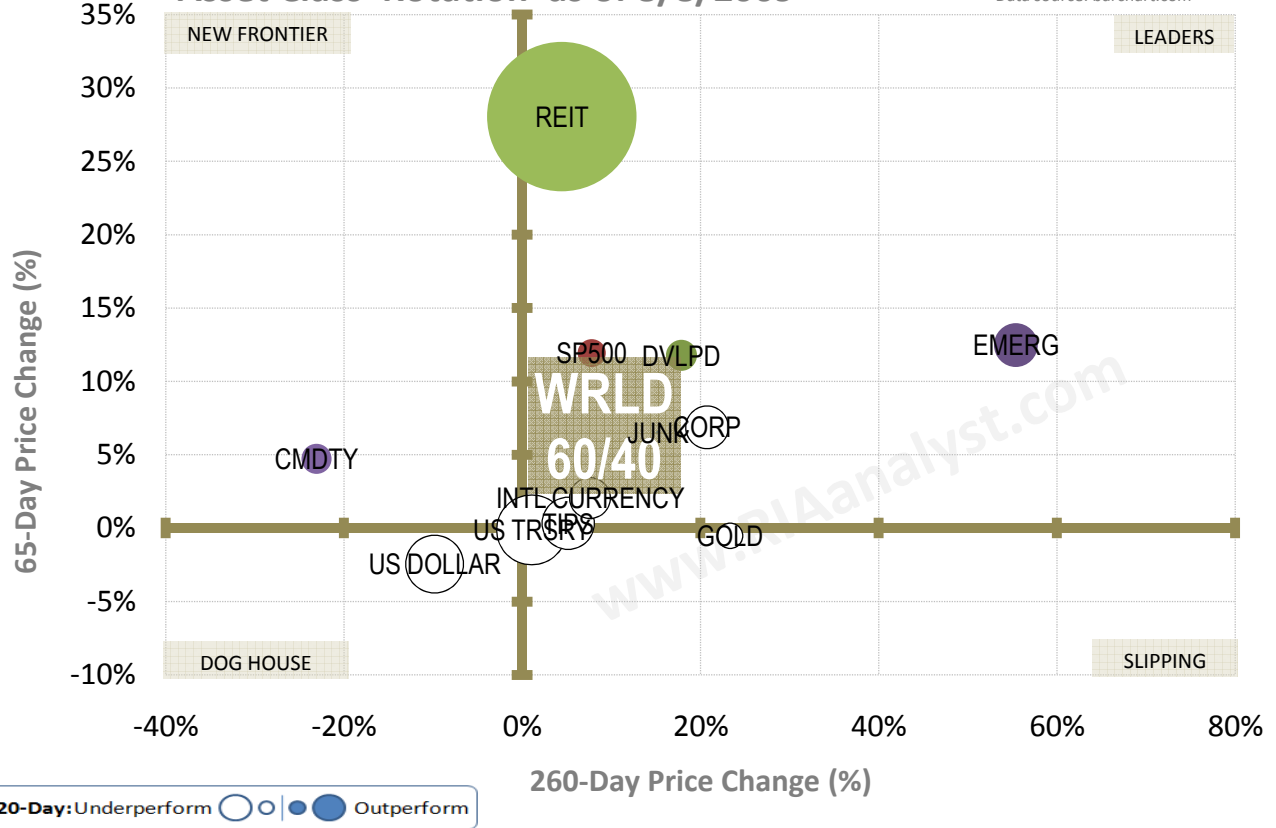
Market "Rotation"

8/8/2009

ASSET CLASSES	1
EQUITY SECTORS	2
EQUITY COUNTRIES	3
EQUITY STYLES	4
BOND TYPES	5
COMMODITIES	6

Asset Class 'Rotation' as of 8/8/2009

Data source: barchart.com

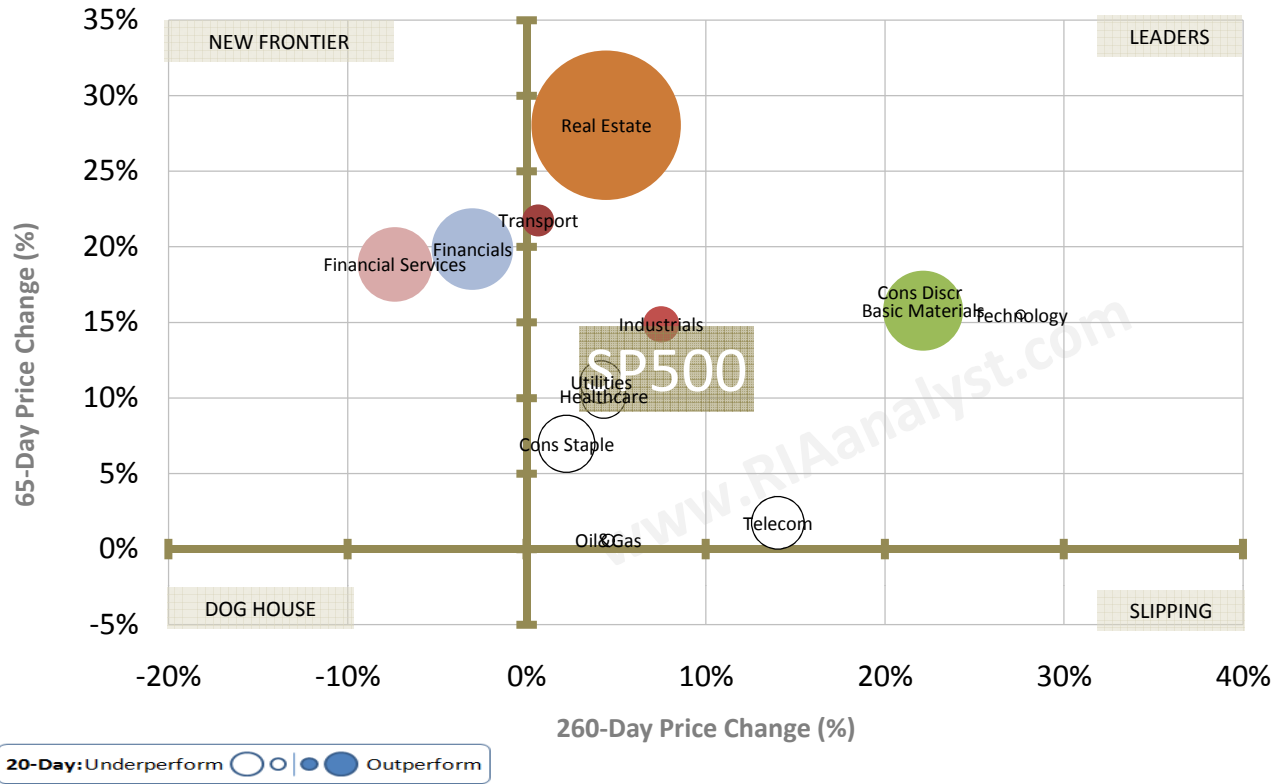


Description	ETF	20d vs.			
		260d	65d	20d	Bnchmk
REIT	IYR	4%	28%	39%	29%
EMERG	EEM	55%	12%	18%	9%
DVLDP	EFA	18%	12%	16%	6%
CMDTY	GSG	-23%	5%	15%	6%
SP500	SPY	8%	12%	15%	5%
JUNK	JNK	15%	7%	10%	1%
WRLD 60/40	PCA	9%	7%	10%	0%
GOLD	GLD	23%	-1%	5%	-5%
INTL CURRENCY	UDN	8%	2%	2%	-8%
CORP	LQD	21%	7%	1%	-8%
TIPS	TIP	5%	0%	-1%	-10%
US DOLLAR	UUP	-10%	-2%	-2%	-11%
US TRSRY	PLW	1%	0%	-4%	-14%

Data source: barchart.com

Equity Sector 'Rotation' as of 8/8/2009

Data source: barchart.com

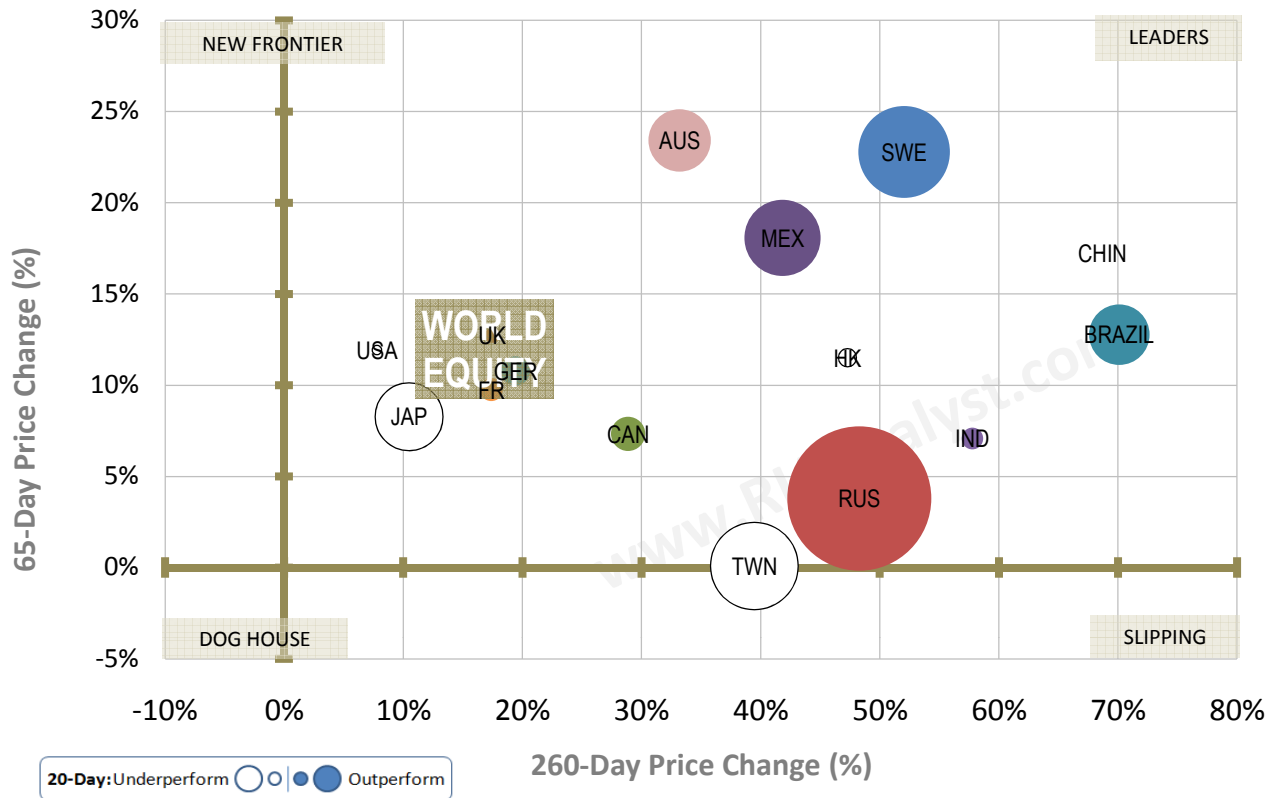


Description	ETF	260d	65d	20d	20d vs. Bnchmk
Real Estate	IYR	4%	28%	39%	24%
Financials	IYF	-3%	20%	28%	13%
Basic Materials	IYM	22%	16%	28%	13%
Financial Services	IYG	-7%	19%	27%	12%
Industrials	IYJ	8%	15%	21%	6%
Transport	IYT	1%	22%	20%	5%
Cons Discr	XLY	22%	17%	20%	5%
SP500	SPY	8%	12%	15%	0%
Technology	IYW	28%	16%	14%	-1%
Oil&Gas	IYE	5%	1%	13%	-2%
Utilities	IDU	4%	11%	8%	-7%
Healthcare	IYH	4%	10%	8%	-7%
Telecom	IYZ	14%	2%	7%	-8%
Cons Stable	XLP	2%	7%	6%	-9%

Data source: barchart.com

Country ETF 'Rotation' as of 8/8/2009

Data source: barchart.com

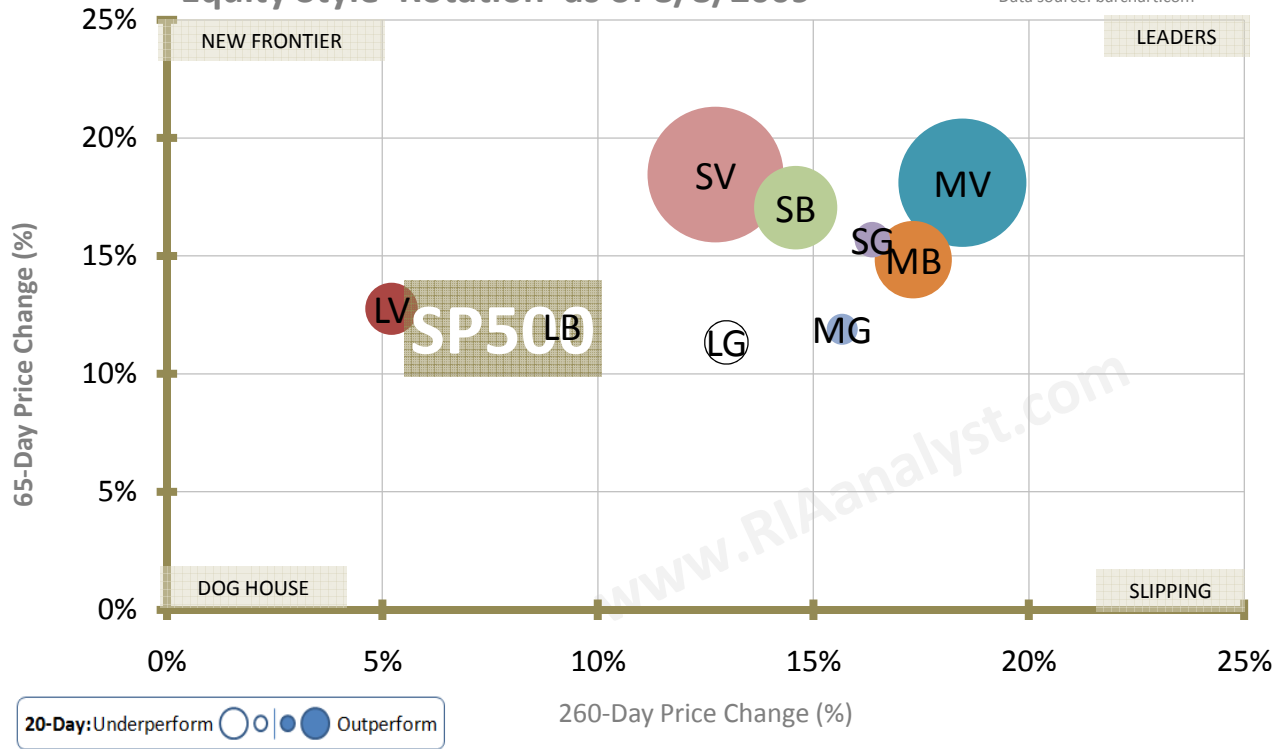


Description	ETF	260d	65d	20d	20d vs. Bnchmk
RUS	RSX	48%	4%	34%	18%
SWE	EWD	52%	23%	27%	11%
MEX	EWV	42%	18%	26%	9%
AUS	EWA	33%	23%	24%	8%
BRAZIL	EWZ	70%	13%	24%	7%
CAN	EWC	29%	7%	20%	4%
GER	EWG	19%	11%	20%	4%
FR	EWQ	17%	10%	19%	3%
IND	INP	58%	7%	19%	3%
UK	EWU	17%	13%	18%	2%
WORLD EQUITY	ACWI	17%	12%	16%	0%
CHIN	GXC	69%	17%	16%	0%
USA	SPY	8%	12%	15%	-1%
HK	EWH	47%	12%	14%	-2%
JAP	EWJ	10%	8%	8%	-8%
TWN	EWT	39%	0%	5%	-11%

Data source: barchart.com

Equity Style 'Rotation' as of 8/8/2009

Data source: barchart.com

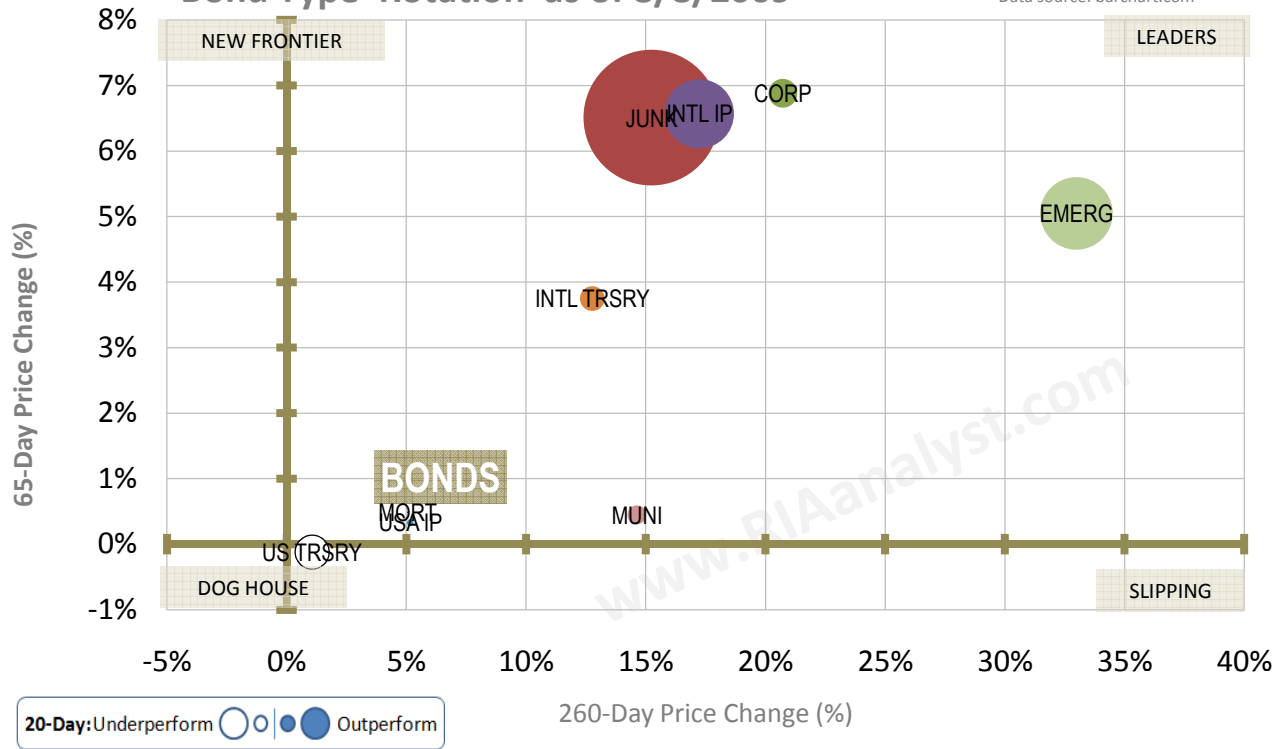


Description	ETF	260d	65d	20d	20d vs. Bnchmk
SV	VBR	13%	18%	23%	8%
MV	VOE	18%	18%	23%	8%
SB	VB	15%	17%	20%	5%
MB	VO	17%	15%	20%	5%
LV	VTV	5%	13%	18%	3%
SG	VBK	16%	16%	17%	2%
MG	VOT	16%	12%	17%	2%
LB	VV	9%	12%	15%	0%
SP500	SPY	8%	12%	15%	0%
LG	VUG	13%	11%	12%	-3%

Data source: barchart.com

Bond Type 'Rotation' as of 8/8/2009

Data source: barchart.com

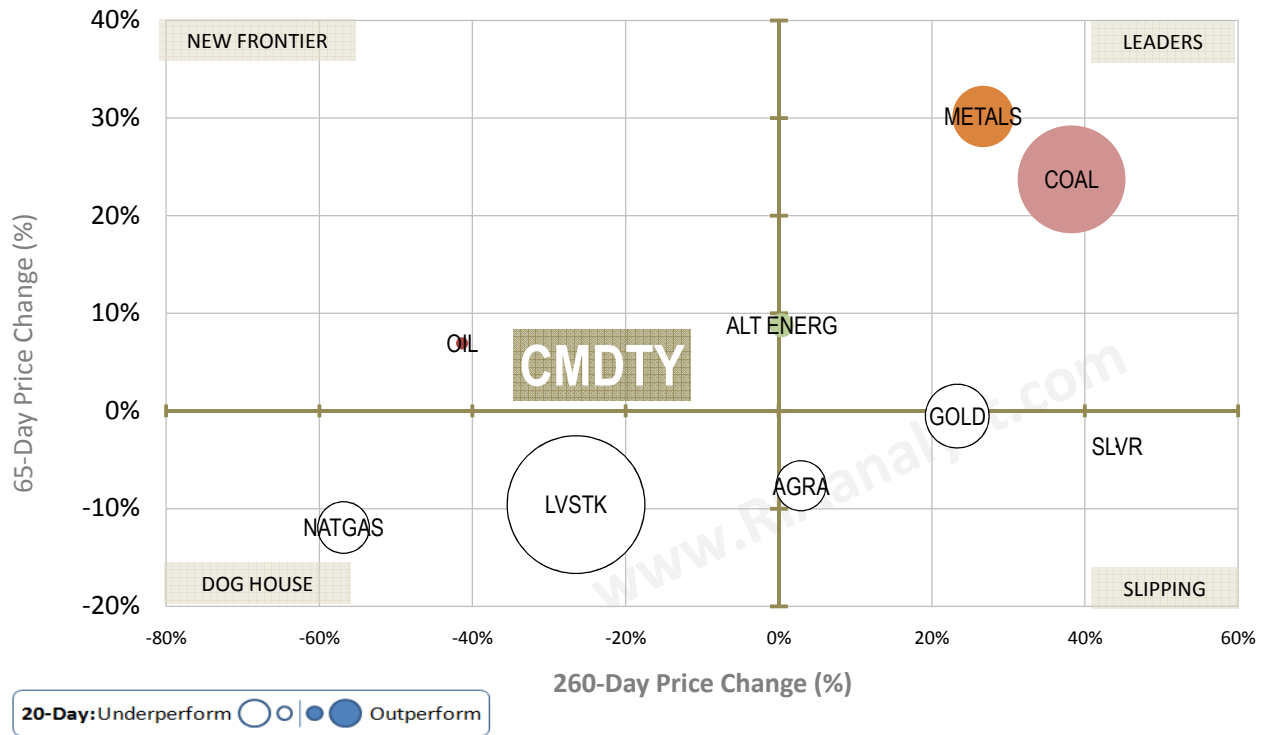


Description	ETF	260d	65d	20d	20d vs. Bnchmk
JUNK	JNK	15%	7%	10%	12%
EMERG	EMB	33%	5%	5%	6%
INTL IP	WIP	17%	7%	5%	6%
CORP	LQD	21%	7%	1%	2%
INTL TRSRY	BWX	13%	4%	1%	2%
MUNI	TFI	15%	0%	0%	2%
USA IP	TIP	5%	0%	-1%	1%
BONDS	BND	6%	1%	-1%	0%
MORT	MBB	5%	0%	-1%	0%
US TRSRY	PLW	1%	0%	-4%	-3%

Data source: barchart.com

Commodities 'Rotation' as of 8/8/2009

Data source: barchart.com



Description	ETF	260d	65d	20d	20d vs. Bnchmk
COAL	KOL	38%	24%	34%	18%
METALS	DBB	27%	30%	26%	10%
ALT ENERG	PBW	0%	9%	20%	4%
OIL	OIL	-41%	7%	17%	2%
CMDTY	GSG	-23%	5%	15%	0%
SLVR	SLV	44%	-4%	15%	0%
AGRA	DBA	3%	-8%	7%	-8%
NATGAS	UNG	-57%	-12%	7%	-9%
GOLD	GLD	23%	-1%	5%	-11%
LVSTK	COW	-26%	-10%	-8%	-23%

Data source: barchart.com